

VAPOR Globe

INSTRUCTIONS

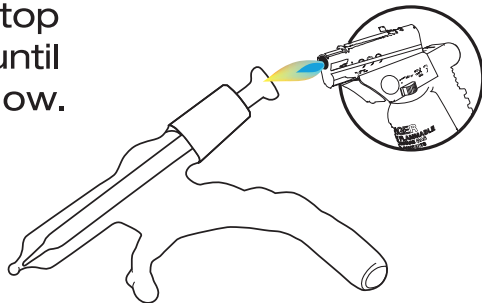


OG
abyssglass®

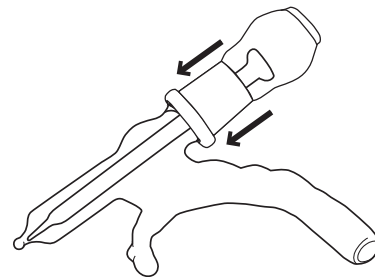
1• Prepare a ball or “snake” of essential oil on a poker (metal paper clip works well).



2• Place glass nail in male apparatus and heat top with torch. Heat until divided head has faint glow.

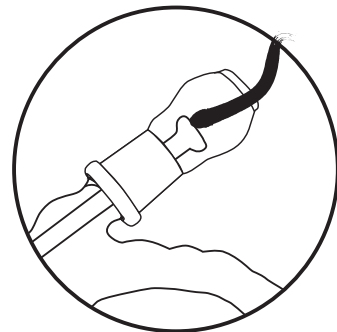


3• Place female globe on male apparatus.



4• Touch the poker with oil on end to the heated nail. **Start inhaling prior to making contact.**

We recommend using “snake” of oil instead of a ball. This allows **more control** over how much oil comes into contact with the nail thus preventing all of the oil from being heated at once.



WARNING!!!! Due to the fragile nature of glass, especially when exposed to extreme heat, representatives from Abyss Glass have several recommendations to help extend the life of your glass nails.

We recommend using **butane torches** over propane. The extreme heat of propane torches can melt nails as well as stress the entire apparatus. It's been our experience that **the use of propane torches will result in cracked nails** within a week.

One should **never drop the nail into the male apparatus**. It should be gently placed into the apparatus to prevent stress to the glass molecules. It's been observed that even when no immediate visual cracks appear from an accidental drop, they can subsequently materialize with the application of heat.

To prevent cracking, glass needs to gradually cool. **Never accelerate the cooling of your nails in anyway**. Even when made with the best materials, glass isn't meant to be heated to 600+ degrees on a daily basis. With proper heating methods, glass nails have an average life span of 3-6 months, depending on amount of use.

Please measure the length of your Vapor Globe Glass nail in Centimeters in case you ever need to order a Replacement.

Vapor Globe Glass nail: cm